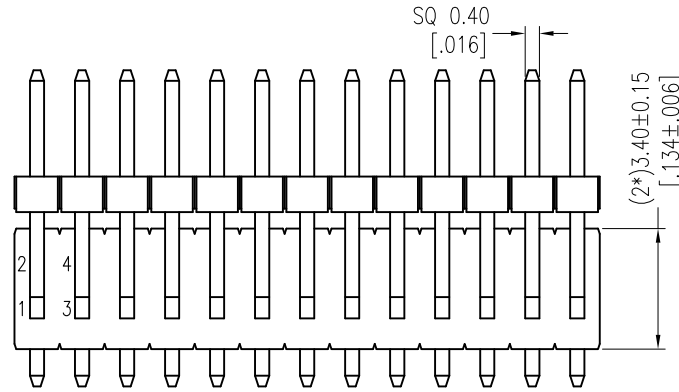


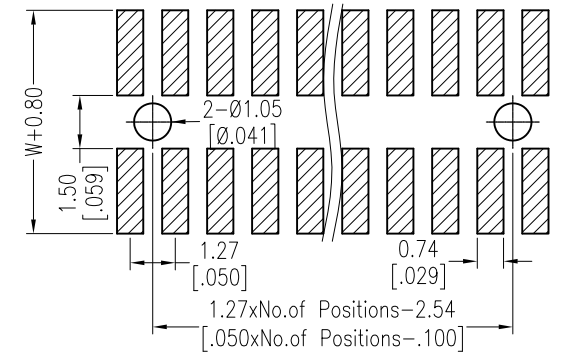
HSF

NOTES:
 Rated Current:1.0AMP.
 Contact Resistance:20mΩ Max.
 Withstand Voltage:500V AC/DC
 Insulation Resistance:1000MΩ Min.
 Operation Temperature:-40°C to +105°C

Contact Material:Brass
 Contact Plating:Au or Sn Over Ni
 Insulator Material:PA9T+33%G.F UL94V-0 BK



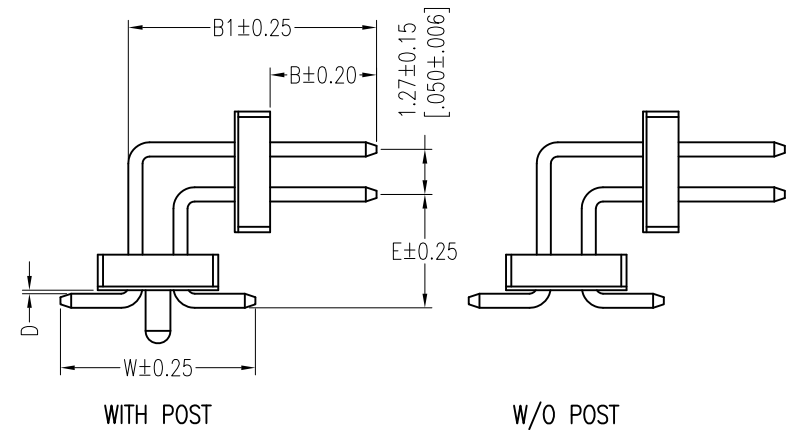
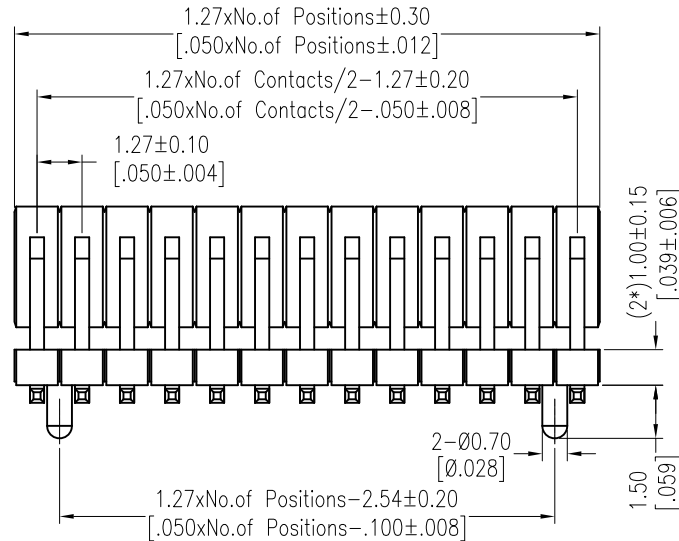
Recommended P.C.B Layout (Top Side)
 (PCB BOARD TOLERANCE±0.05)



Ordering Information

1310-22 XX XX D XXX C A XX

No. of Pins Per Row:02-50	Contact Plating G0=Gold Flash G3=10u"Gold G4=15u"Gold G5=30u"Gold S0=Gold Flash/Tin S3=10u"Gold/Tin S4=15u"Gold/Tin S5=30u"Gold/Tin SN=Tin SM=Matte Tin	Pin Length L=B1+E-2.1+ $\frac{W-1.27}{2}$	Insulator C=PA9T	Series No. 01-99	Packing A=Tray
------------------------------	---	--	---------------------	---------------------	-------------------



Item	Pin Length	W	D	E	B	B1	Mating
Standard	--	5.50	0.10	--	3.00	--	2334
	--	5.50	0.10	--	4.00	--	2344
Alternate							

REV	DATE	MODIFICATION DESCRIPTION	CHANGE	OPERATION	DRAW	DATE	SCALE	Fit	PART NO.
				x.X ±0.40	William Chen	2018/01/12	UNIT	mm [inch]	1310-22XXXXXXCXXX
A1	2018/01/12	MODIFY PART NO.	-----	x.XX ±0.25	CHECK	DATE	SIZE	A4	TITLE:
A0	2012/03/13	NEW	-----	x.XXX ±0.15	APPROVE	DATE	SHEET	1/1	1.27 Pin Header, DUAL ROW, R/A&SMT, DOUBLE PLASTIC, H=1.0
				Angle ± 3'			PROJ.	Customer NO.	
				DIM TOL					