

# HSF

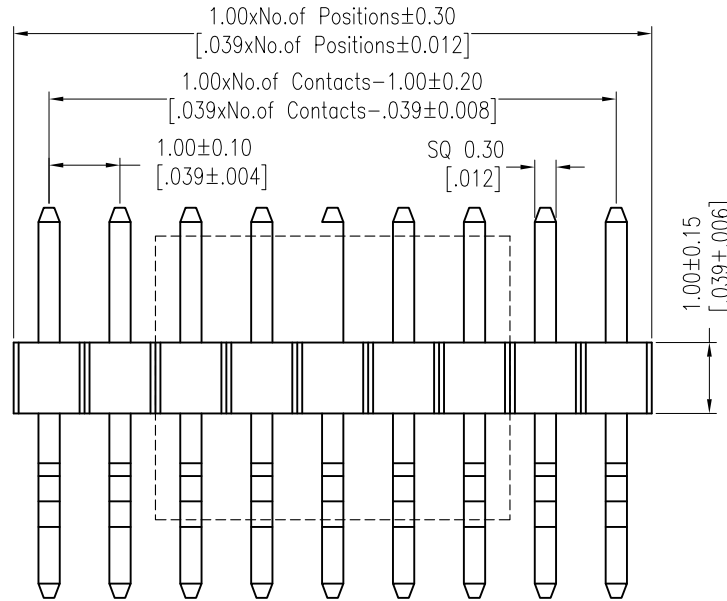
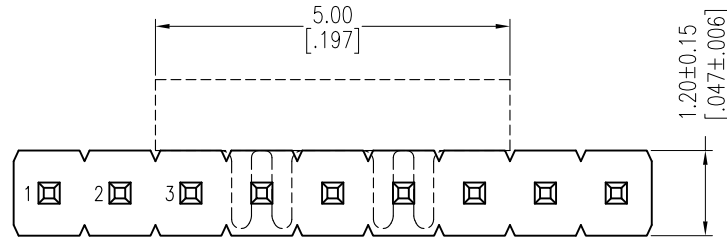
NOTES:  
 Rated Current:0.75AMP.  
 Contact Resistance:30mΩ Max.  
 Withstand Voltage:500V AC/DC  
 Insulation Resistance:1000MΩ Min.  
 Operation Temperature:-40°C to +105°C

Contact Material:Brass  
 Contact Plating:Au Over Ni  
 Insulator Material:PA9T+33%G.F UL94V-0 BK

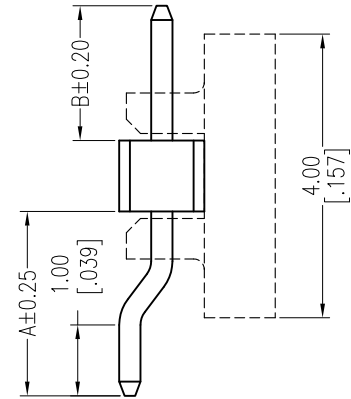
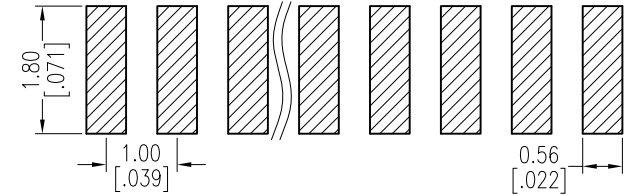
## Ordering Information

1510-11 XX XX Z 055 C R XX

No. of Pins	Contact Plating	Pin Length	Insulator	Packing	Series No.
01~50	G0=Gold Flash	L=A+B+1.0	C=PA9T	A=Tray	01-99
	G3=10u"Gold	Standard:055=5.5		R=Tape&Reel+CAP	
	G4=15u"Gold				
	G5=30u"Gold				
	SN=Tin				
	SM=Matte Tin				



Recommended P.C.B Layout (Top Side)  
 (PCB BOARD TOLERANCE±0.05)



Item	Pin Length	A	B
Standard	5.5	2.60	1.90
Alternate			

REV	DATE	MODIFICATION DESCRIPTION	CHANGE	OPERATION	DRAW	DATE	SCALE	Fit	PART NO.
A2	2018/01/05	MODIFY PART NO.	-----	x.X ±0.40	William Chen	2018/01/05	UNIT	mm [inch]	1510-11XXXXXXXCXXX
A1	2016/03/29	MODIFY 0.63 → 1.00		x.XX ±0.25	CHECK	DATE	SIZE	A4	TITLE: 1.00 Pin Header, SINGLE ROW, R/A&SMT, H=1.0
A0	2012/12/25	NEW	-----	x.XXX ±0.15	APPROVE	DATE	SHEET	1/1	Customer NO.
				Angle ± 3'			PROJ.		
				DIM TOL					