



# TAI-SAW TECHNOLOGY CO., LTD.

No. 3, Industrial 2nd Rd., Ping-Chen Industrial District,  
Taoyuan, 324, Taiwan, R.O.C.

TEL: 886-3-4690038 FAX: 886-3-4697532

E-mail: [tstsales@mail.taisaw.com](mailto:tstsales@mail.taisaw.com) Web: [www.taisaw.com](http://www.taisaw.com)


## Product Specifications Approval Sheet


Product Description: SAW Filter 426.1 MHz SMD 5X5 mm

TST Parts No.:TA0192A

Customer Parts No.: \_\_\_\_\_

Customer signature required
Company: _____
Division: _____
Approved by : _____
Date: _____

Checked by: \_\_\_\_\_ Bob Chau 

Approval by: \_\_\_\_\_ Andy Yu 

Date: \_\_\_\_\_ 2019/08/19

1. Customer signed back is required before TST can proceed with sample build and receive orders.
2. Orders received without customer signed back will be regarded as agreement on the specifications.
3. Any specifications changes must be approved upon by both parties and a new revision of specifications shall be released to reflect the changes.



# TAI-SAW TECHNOLOGY CO., LTD.

No. 3, Industrial 2nd Rd., Ping-Chen Industrial District,  
Taoyuan, 324, Taiwan, R.O.C.

TEL: 886-3-4690038 FAX: 886-3-4697532

E-mail: [tstsales@mail.taisaw.com](mailto:tstsales@mail.taisaw.com) Web: [www.taisaw.com](http://www.taisaw.com)

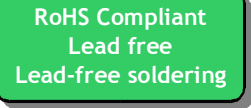
## SAW Filter 426.1 MHz

MODEL NO.: TA0192A

REV. NO.:3.0

### A. MAXIMUM RATING:

1. Input Power Level: 10 dBm
2. DC voltage: 5 V
3. Operating Temperature: -10°C to +60°C
4. Storage Temperature: -20°C to +75°C
5. Moisture Sensitivity Level: Level 1(MSL1)



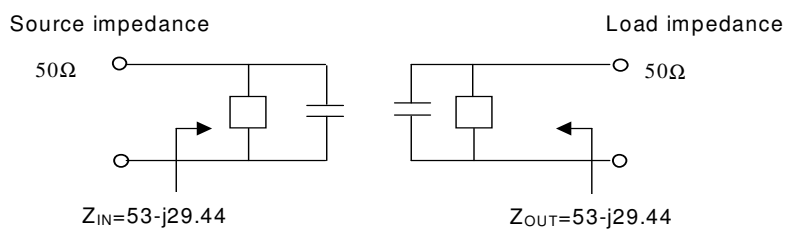
Electrostatic Sensitive Device

### B. ELECTRICAL CHARACTERISTICS:

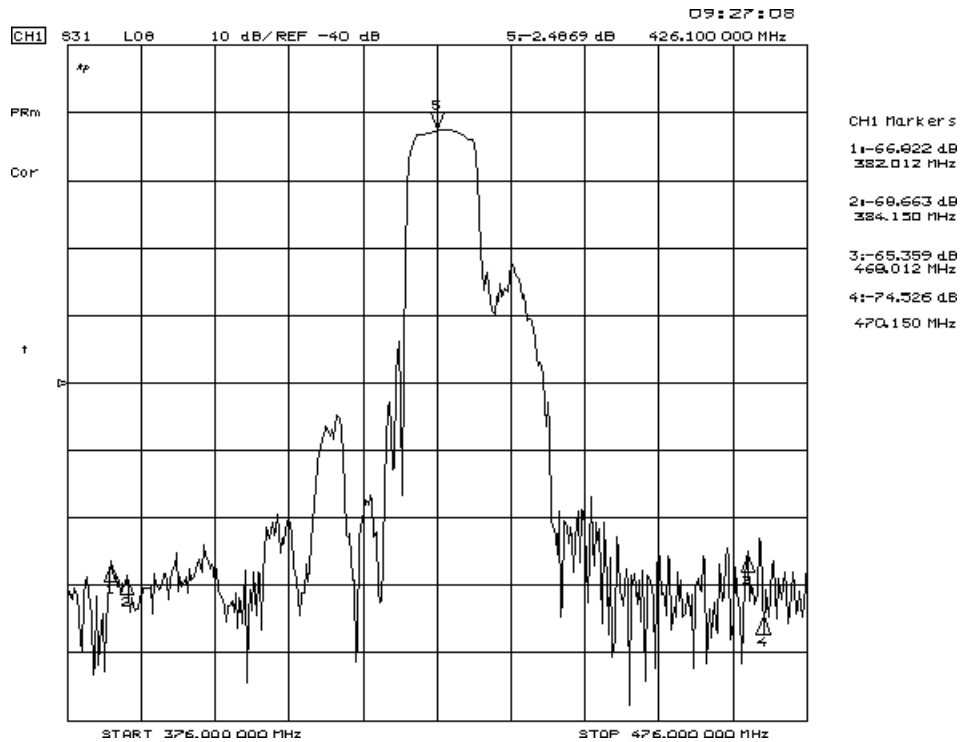
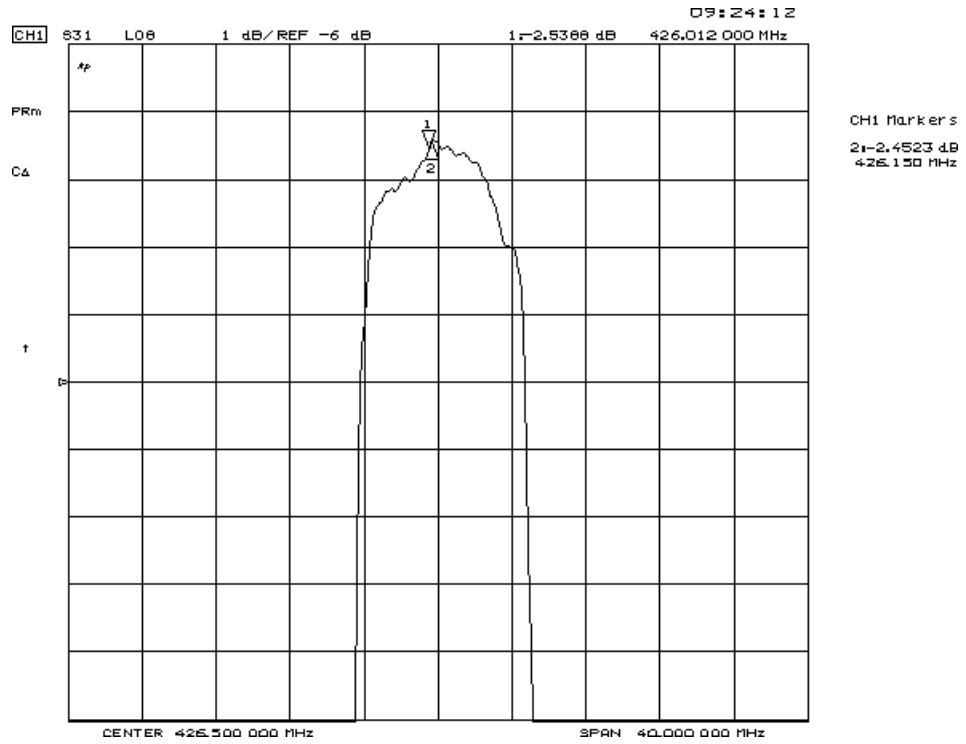
Item	Unit	Min.	Typ.	Max.
<b>Center frequency</b> $F_o$	MHz	-	426.1	-
<b>Insertion Loss</b> (within 426.012 ~ 426.150 MHz)	dB	-	2.5	3.5
<b>Ripple Deviation</b> (p-p) (within 426.012 ~ 426.150 MHz)	dB	-	0.1	1.5
<b>Absolute Attenuation</b> (Reference level from 0 dB) Within 382.012 ~ 384.150 MHz	dB	50	68	-
Within 468.012 ~ 470.150 MHz (Plus Image Frequency)	dB	50	68	-
<b>Source impedance</b> $Z_s$	$\Omega$	-	53-j29.44	-
<b>Load impedance</b> $Z_L$	$\Omega$	-	53-j29.44	-

Note1. The standard definitions is in JIS C 6703

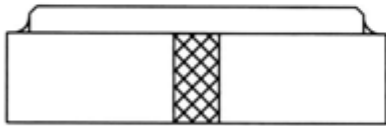
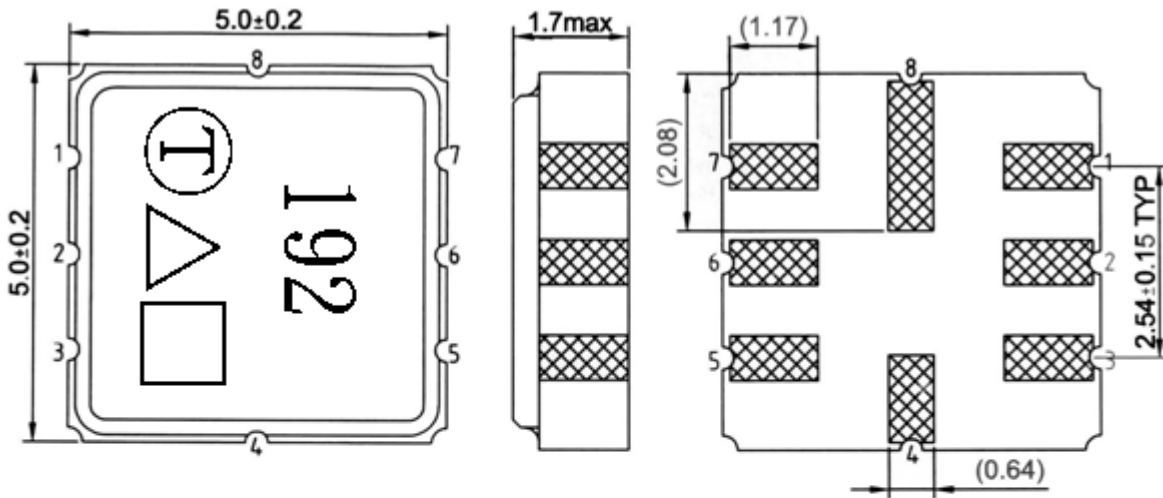
Note2.



**C. Frequency Characteristics :**  
**Transfer function**



**D. OUTLINE DRAWING:**



- #2 : Input
- #6 : Output
- #1、3、5、7 : Ground
- #4、8 : Case Ground
- △ : Year code
- : Date code
- Unit : mm

Product / Year Code- 4year cycle

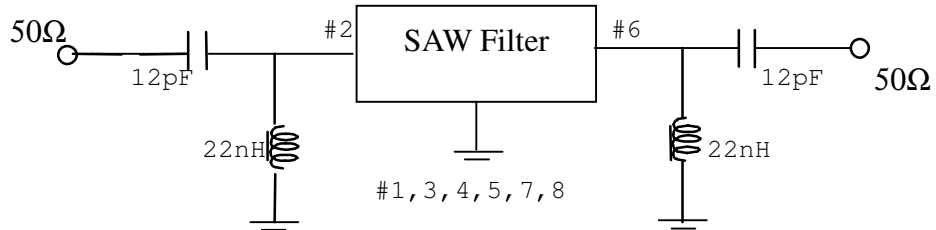
Year	2017 2021	2018 2022	2019 2023	2020 2024
Product Code	A	a	<u>A</u>	<u>a</u>

Week Code Table

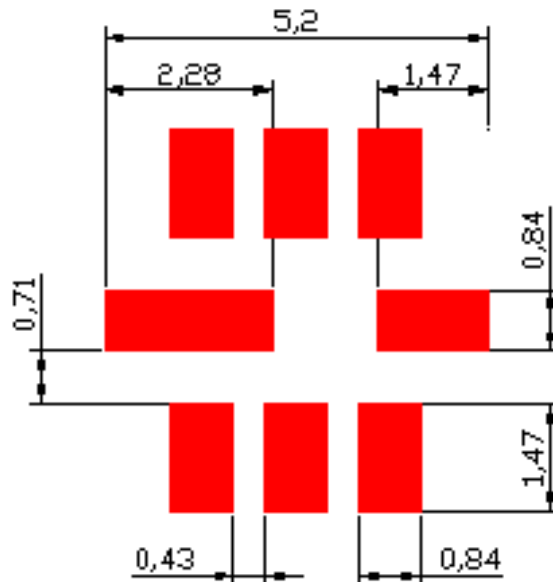
WK01	WK02	WK03	WK04	WK05	WK06	WK07	WK08	WK09	WK10	WK11	WK12	WK13
A	B	C	D	E	F	G	H	I	J	K	L	M
WK14	WK15	WK16	WK17	WK18	WK19	WK20	WK21	WK22	WK23	WK24	WK25	WK26
N	O	P	Q	R	S	T	U	V	W	X	Y	Z
WK27	WK28	WK29	WK30	WK31	WK32	WK33	WK34	WK35	WK36	WK37	WK38	WK39
a	b	c	d	e	f	g	h	i	j	k	l	m
WK40	WK41	WK42	WK43	WK44	WK45	WK46	WK47	WK48	WK49	WK50	WK51	WK52
n	o	p	q	r	s	t	u	v	w	x	y	z

**E. MEASUREMENT CIRCUIT:**

HP Network analyzer

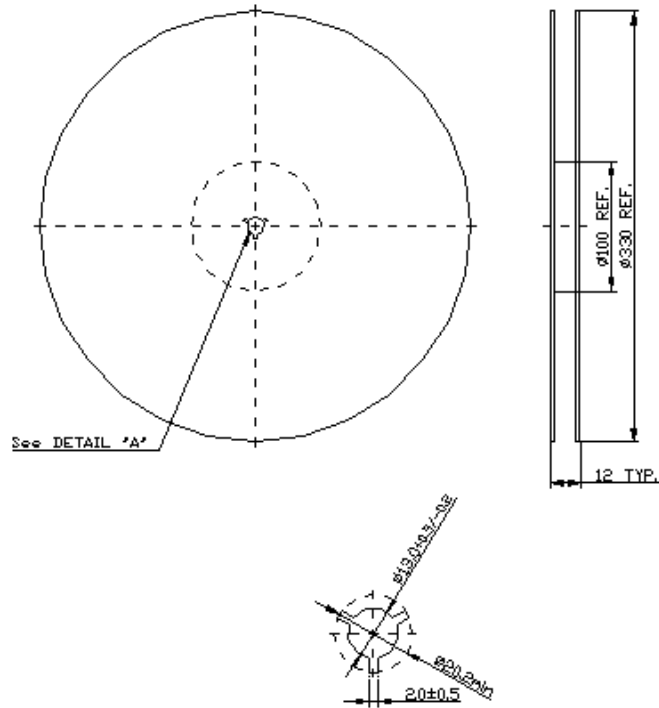


**F. PCB Footprint:**

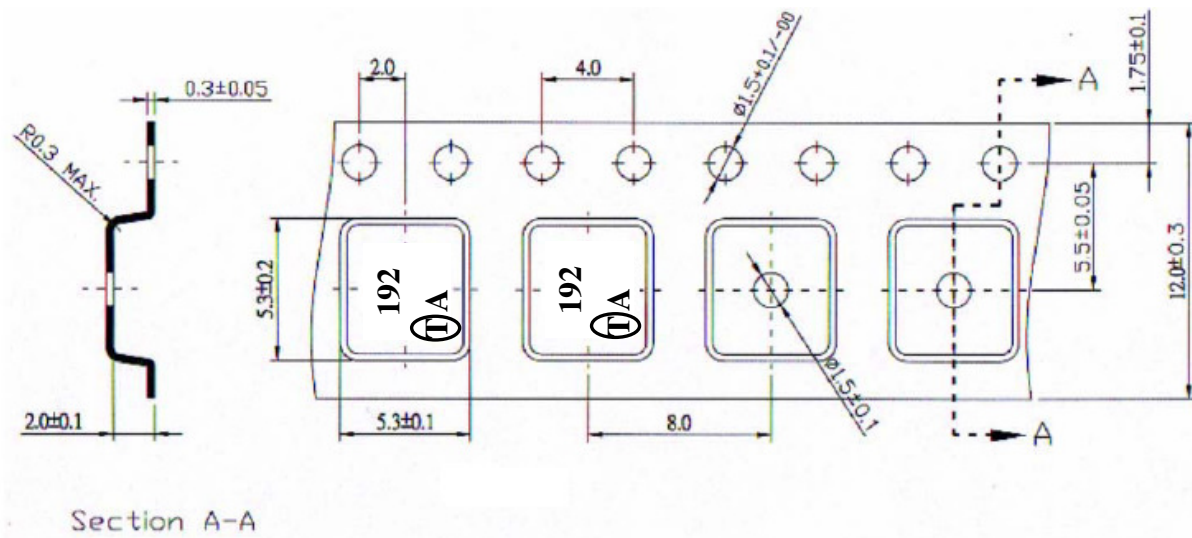


**G. PACKING:**


**1. REEL DIMENSION**



**2. TAPE DIMENSION**



**Direction of Feed**



## H. RECOMMENDED REFLOW PROFILE:

1. Preheating shall be fixed at 150~180°C for 60~90 seconds.
2. Ascending time to preheating temperature 150°C shall be 30 seconds min.
3. Heating shall be fixed at 220°C for 50~80 seconds and at 260°C +0/-5°C peak (20~40sec).
4. Time: 2 times.

