


Power Inductor APMV Series

**Automotive
AEC-Q200**

RoHS Compliant
Halogen Free
REACH Compliant



Power
Circuit

Shield

Assembly

Ferrite

Part Numbering

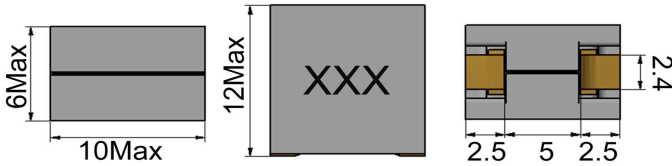
A	PMV	00	100612	1R0	M	0E
Grade	Series Name	Control Code	Dimensions Code (mm)	Inductance (uH)	Tolerance	Internal Code
			100612 10x6x12	R10 0.1	K ±10%	
			110812 10.7x7.5x12	R18 0.18	L ±15%	
				R32 0.32	M ±20%	

Power Inductor APMV Series

**Automotive
AEC-Q200**

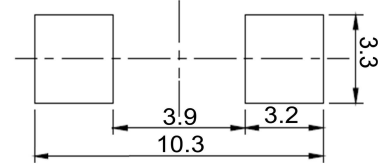
APMV00100612 Type

■ Dimensions



unit:mm

■ Recommended Land Pattern



unit:mm

■ Electrical Characteristics

Part No.	Inductance (uH)	Test Freq.	RDC (mΩ)	(A)Typ				Irms (A)Typ	Tolerance (±%)	Marking
				Isat 1	Isat 2	Isat 3	Isat 4			
APMV00100612R10□0E	0.10	100kHz,1V	0.125±10%	125	105	96	88	77	10,15,20	R10
APMV00100612R12□0E	0.12	100kHz,1V	0.125±10%	105	93	88	81	77	10,15,20	R12
APMV00100612R15□0E	0.15	100kHz,1V	0.125±10%	83	75	70	65	77	10,15,20	R15
APMV00100612R33□0E	0.33	100kHz,1V	0.125±10%	40	33	28	26	77	10,15,20	R33

Note: When ordering, please specify tolerance code. Tolerance: K=±10% / L=±15% / M=±20%

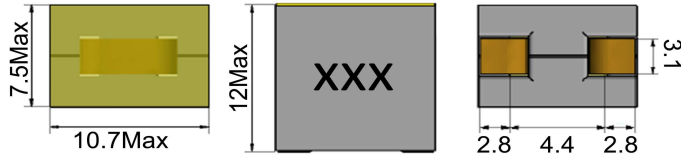
- Operating temperature range - 40°C ~ 125°C(Including self - temperature rise)
- Isat 1 : Based on Inductance change drop ($\Delta L/L_0$: drop 20% Typ.)@ ambient temp. 25°C
- Isat 2 : Based on Inductance change drop ($\Delta L/L_0$: drop 20% Typ.)@ ambient temp. 75°C
- Isat 3 : Based on Inductance change drop ($\Delta L/L_0$: drop 20% Typ.)@ ambient temp. 100°C
- Isat 4 : Based on Inductance change drop ($\Delta L/L_0$: drop 20% Typ.)@ ambient temp. 125°C
- Irms for a 40°C temprature rise from 25°C ambient with current
- Rated DC Current: The less value which is Isat 1 or Irms
- Measure Equipment:
 - L: HP4284A PRECISION LCR METER (or equivalent)
 - RDC: CHROMA MODEL 16502 MILLIOHMMETER (or equivalent)
 - Isat:WK3255BQ+ WK3265B (or equivalent)
 - Irms: WK3255BQ+ WK3265B (or equivalent)

Power Inductor APMV Series

**Automotive
AEC-Q200**

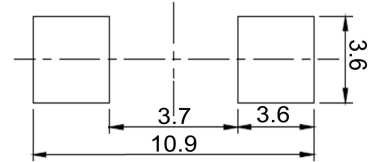
APMV00110812 Type

■ Dimensions



unit:mm

■ Recommended Land Pattern



unit:mm

■ Electrical Characteristics

Part No.	Inductance (uH)	Test Freq.	RDC (mΩ)	(A)Typ		Irms (A)Typ	Tolerance (±%)	Marking
				Isat 1	Isat 2			
APMV00110812R15□0E	0.15	100kHz,1V	0.15±5%	115	97	75	10,15,20	R15
APMV00110812R18□0E	0.18	100kHz,1V	0.15±5%	85	72	75	10,15,20	R18
APMV00110812R22□0E	0.22	100kHz,1V	0.15±5%	75	64	75	10,15,20	R22
APMV00110812R25□0E	0.25	100kHz,1V	0.15±5%	66	56	75	10,15,20	R25
APMV00110812R27□0E	0.27	100kHz,1V	0.15±5%	60	51	75	10,15,20	R27
APMV00110812R30□0E	0.30	100kHz,1V	0.15±5%	55	45	75	10,15,20	R30
APMV00110812R32□0E	0.32	100kHz,1V	0.15±5%	51	43	75	10,15,20	R32

Note: When ordering, please specify tolerance code. Tolerance: K=±15% / L=±15% / M=±20%

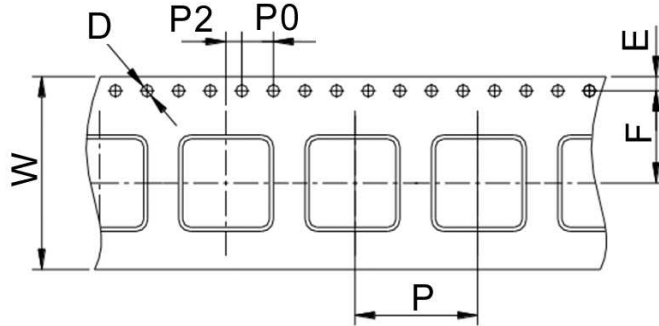
- Operating temperature range - 40°C ~ 125°C(Including self - temperature rise)
- Isat 1 : Based on Inductance change drop ($\Delta L/L_0$: drop 20% Typ.)@ ambient temp. 25°C
- Isat 2 : Based on Inductance change drop ($\Delta L/L_0$: drop 20% Typ.)@ ambient temp. 100°C
- Irms for a 40°C temprature rise from 25°C ambient with current
- Rated DC Current: The less value which is Isat 1 or Irms
- Measure Equipment:
 - L: HP4284A PRECISION LCR METER (or equivalent)
 - RDC: CHROMA MODEL 16502 MILLIOHMMETER (or equivalent)
 - Isat:WK3255BQ+ WK3265B (or equivalent)
 - Irms: WK3255BQ+ WK3265B (or equivalent)

Power Inductor APMV Series

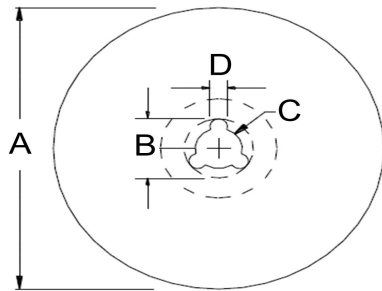
**Automotive
AEC-Q200**

■ Packaging

Tape Dimensions



Reel Dimensions



Dimensions in mm

TYPE	Tape Dimensions							Reel Dimensions				Quantity PCS / REEL
	W	D	E	F	P	P0	P2	A	B	C	D	
APMV00100612	24	1.5	1.75	11.5	16	4	2	330	20	13	2	300
APMV00110812	24	1.5	1.75	11.5	16	4	2	330	20	13	2	300