

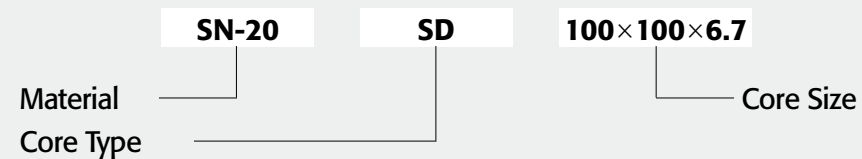
# ABSORBER

**SD100**

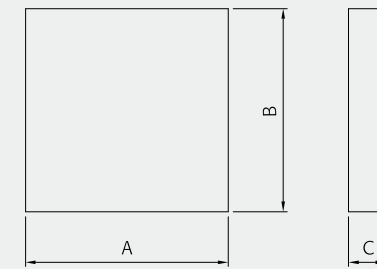
**SFA110~SFA600**

**SGA100**

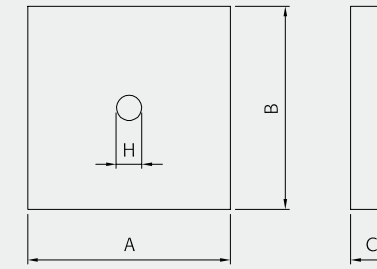
Ordering Code System



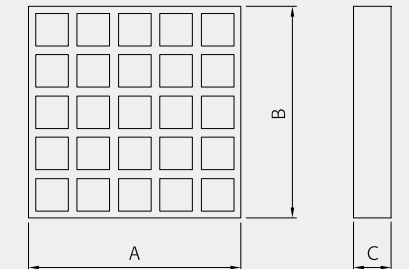
# SD, SFA, SGA CORES



SD - a



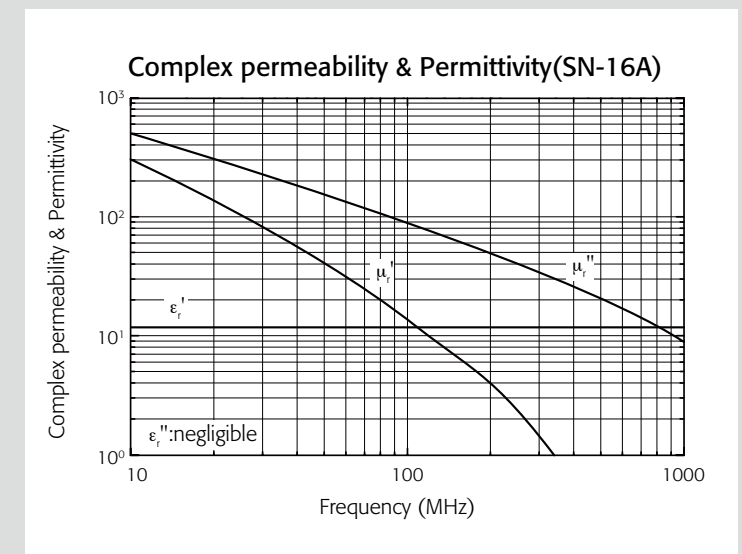
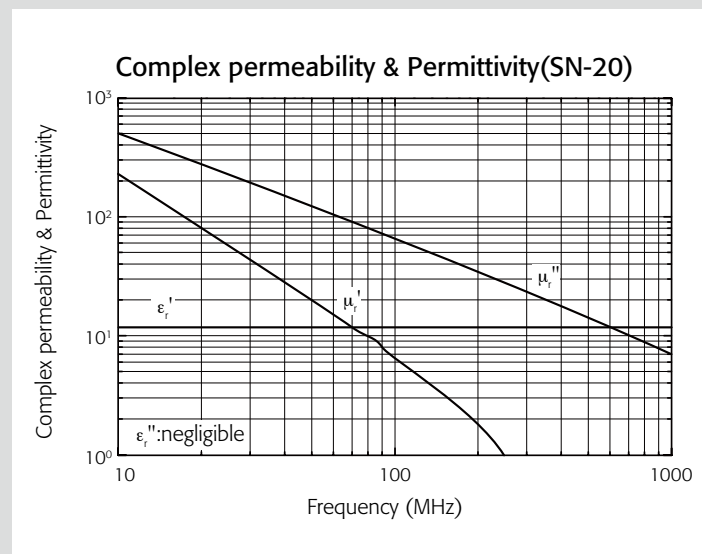
SD - b



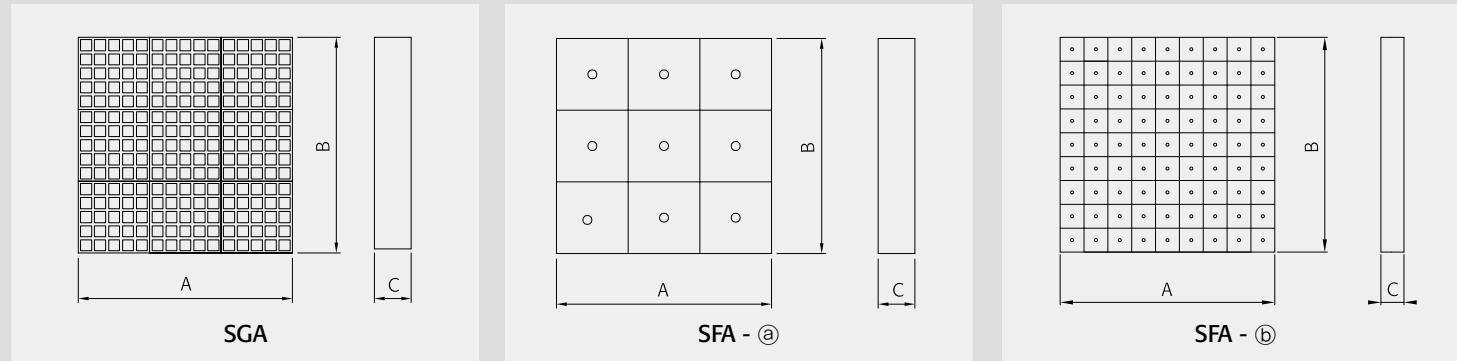
SD - c

Dimensions in mm

Part No.	Type	A	B	C	H
SD100x100x3.0	SD - a	99.95 ±0.10	99.95 ±0.10	3.00 ±0.10	
SD100x100x4.0	SD - a	101.25 ±0.70	99.95 ±0.15	4.00 ±0.25	
SD100x100x4-10H	SD - b	99.95 ±0.10	99.95 ±0.10	4.00 ±0.10	10.00 ±0.20
SD100x100x6.0	SD - a	100.00 ±0.15	100.00 ±0.15	6.00 ±0.10	
SD100x100x6.0-10HA	SD - b	99.95 ±0.10	99.95 ±0.10	6.05 ±0.10	10.00 ±0.20
SD100x100x6.3	SD - a	100.00 ±0.15	100.00 ±0.15	6.30 ±0.10	
SD100x100x6.3-10H	SD - b	99.95 ±0.10	99.95 ±0.10	6.30 ±0.10	
SD100x100x6.7	SD - a	99.95 ±0.10	99.95 ±0.10	6.75 ±0.10	
SD100x100x6.7-10HU	SD - b	99.95 ±0.10	99.95 ±0.10	6.75 ±0.10	10.00 ±0.20
SD100x100x7.0	SD - a	100.00 ±0.70	100.00 ±0.70	7.00 ±0.25	



# SD, SFA, SGA CORES



Dimensions in mm					
Part No.	Type	A	B	C	H
SD100x100x9.0	SD - (a)	101.25 ±0.70	99.95 ±0.15	9.00 ±0.25	
SD100x100x9-10H	SD - (b)	101.25 ±0.70	99.95 ±0.15	9.00 ±0.25	10.00 ±0.20
SD100x100x10	SD - (a)	100.00 ±1.00	100.00 ±1.00	10.00 ±0.20	
SD100x100x19-25H	SD - (a)	100.00 ±0.50	100.00 ±0.50	19.00 ±0.50	
SFA110A-9	SFA - (c)	300.00 ±0.50	300.00 ±0.50	18.90 ±0.80	(Applied tile : SD100x100x6.7-10HU, 9EA)
SFA113A-9	SFA - (a)	300.00 ±0.50	300.00 ±0.50	18.50 ±0.80	(Applied tile : SD100x100x6.3-10H, 9EA)
SFA117A-9	SFA - (a)	300.00 ±0.50	300.00 ±0.50	18.20 ±0.80	(Applied tile : SD100x100x6.0-10HA, 9EA)
SFA600A	SFA - (b)	600.00 ±0.50	600.00 ±0.50	21.90 ±0.80	(Applied tile : SD100x100x6.7-10HU, 36EA)
SFA600	SFA - (b)	600.00 ±0.50	600.00 ±0.50	21.20 ±0.80	(Applied tile : SD100x100x6.0-10HA, 36EA)
SGA100A-9	SGA	300.00 ±0.90	300.00 ±0.90	20.30 ±0.70	(Applied tile : SD100x100x19-25H, 9EA)

