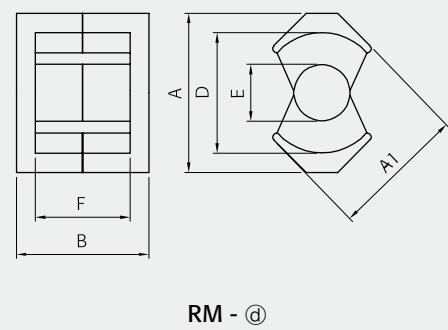
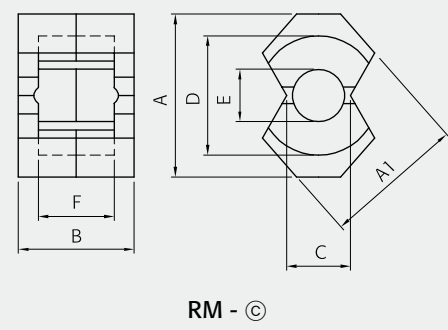
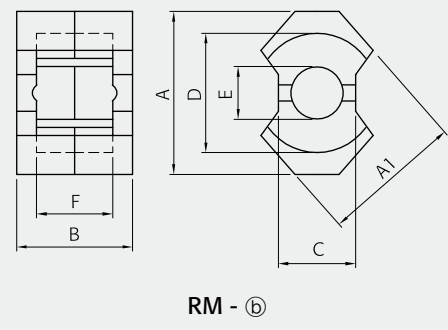
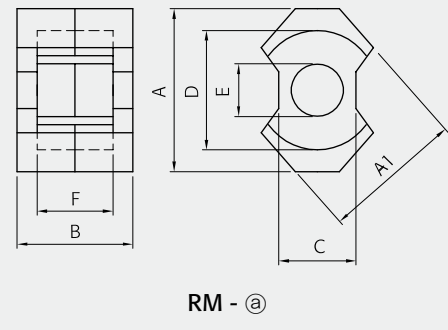


RM CORES



Part No.	RM4	RM5	RM6	RM7	
Type	RM - a	RM - b	RM - c	RM - d	
Dimensions in mm	A	10.80 ±0.20	14.30 ±0.30	17.60 ±0.30	19.90 ±0.40
	A1	9.60 ±0.20	12.05 ±0.25	14.40 ±0.30	16.85 ±0.35
	B	10.40 ±0.10	10.40 ±0.10	12.40 ±0.20	13.40 ±0.10
	C	4.50 ±0.10	6.60 ±0.20	8.00 ±0.20	
	D	8.15 ±0.20	10.40 ±0.20	12.65 ±0.25	14.75 ^{+0.65} _{-0.00}
	E	3.80 ±0.10	4.80 ±0.10	6.30 ±0.10	7.10 ±0.15
	F	7.20 ±0.20	6.50 ±0.20	8.20 ±0.20	8.65 ±0.25

Core Set Parameters	RM4	RM5	RM6	RM7
C1(mm ⁻¹)	1.7	0.9	0.780	0.700
Le(mm)	22.0	22.1	28.6	30.4
Ae(mm ²)	13.0	23.8	36.6	43.0
Ve(mm ³)	286	526	1050	1340
Ac(mm ²)	11.3	18.0	31.1	39.6
Aw(mm ²)	15.7	18.2	26.0	34.5
W(g/set)	1.7	3	5.5	7.7

Electrical Characteristics ⁽¹⁾⁽²⁾	AL value	RM4	RM5	RM6	RM7
		PL-7	1150	2000	2400
	PL-9	1200	2500	3000	3800
	PL-11	1100	2100	2500	3200
	PL-13	1280	2670	3200	4050
	PL-15	1100	2100	2500	3200
	SM-23T	1100	1900	2300	3000
	SM-43T	2000	3800	4300	5000
	ST-30B	1200	2500	3000	3500
	SM-70S	3300	6000	7200	8100
	SM-100	3600	6600	7900	8900
Core loss	PL-7	0.20	0.35	0.63	0.80
	PL-9	0.18	0.32	0.58	0.74
	PL-11	0.18	0.32	0.58	0.74
	PL-13	0.18	0.32	0.56	0.71
	PL-15	0.17	0.30	0.53	0.67

Note : 1) Core loss

- Unit : Watt max.
- Measuring conditions
- PL-7, PL-11, PL-15 : 100 kHz, 200mT, at 100°C
- PL-9, PL-13 : 100 kHz, 200mT, at 80°C

2) AL value

- Unit : nH/N²
- Measuring conditions : 1kHz, 0.1V, 23°C
- Tolerance : ±25%
- SM-100 : Non mirror grinding

	RM8	RM10	RM10N	RM12	RM14
Type	RM - b	RM - b	RM - b	RM - b	RM - b
A	22.75 ±0.45	27.85 ±0.65	27.85 ±0.65	36.85 ±0.75	41.60 ±0.60
A1	19.30 ±0.40	24.15 ±0.10	24.15 ±0.55	29.20 ±0.10	34.15 ±0.65
B	16.40 ±0.10	18.60 ±0.10	18.70 ±0.30	24.50 ±0.10	30.10 ±0.10
C	10.80 ±0.20	13.25 ±0.25	13.25 ±0.25	15.85 ±0.25	18.70 ±0.30
D	17.30 ±0.30	21.65 ±0.45	21.65 ±0.45	25.45 ±0.55	29.50 ±0.50
E	8.40 ±0.15	10.70 ±0.20	10.70 ±0.20	12.60 ±0.20	14.75 ±0.25
F	11.00 ±0.20	12.70 ±0.30	12.90 ±0.30	17.10 ±0.30	21.10 ±0.30

C1(mm ⁻¹)	0.590	0.450	0.484	0.390	0.350
Le(mm)	38.0	44.0	44.3	57.0	70.0
Ae(mm ²)	64.0	98.0	91.6	146.0	200.0
Ve(mm ³)	2430	4310	4059	8340	14000
Ac(mm ²)	55.4	89.8	89.9	124.0	170.0
Aw(mm ²)	48.9	69.5	69.5	110.0	155.0
W(g/set)	12	22.5	21.2	46.2	73

Electrical Characteristics ⁽¹⁾⁽²⁾	AL value	RM8	RM10	RM10N	RM12	RM14
		PL-7	3300	4700	3900	5300
	PL-9	4100	5900	4400	6600	7500
	PL-11	3400	4400	4000	5500	6300
	PL-13	4370	6290	4690	7040	8000
	PL-15	3400	4400	4000	5500	6300
	SM-23T	3150	4000	3700	5070	5750
	SM-43T	6000	7800	6900	9000	10000
	ST-30B	4100	5240	4700	6600	7500
	SM-70S	7500	13400	12000	13000	14800
	SM-100	8300	14700	13200	14300	16300
Core loss	PL-7	1.46	2.59	2.70	5.00	8.40
	PL-9	1.34	2.37	2.40	4.59	7.70
	PL-11	1.34	2.37	2.40	4.59	7.70
	PL-13	1.29	2.28	2.30	4.42	7.42
	PL-15	1.22	2.16	2.20	4.17	7.00